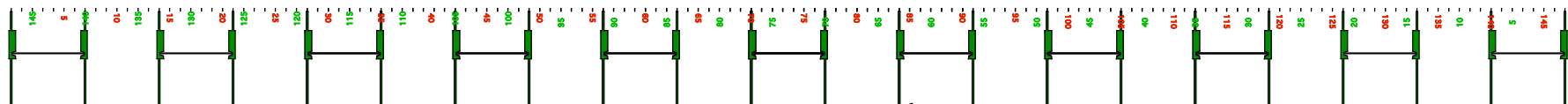
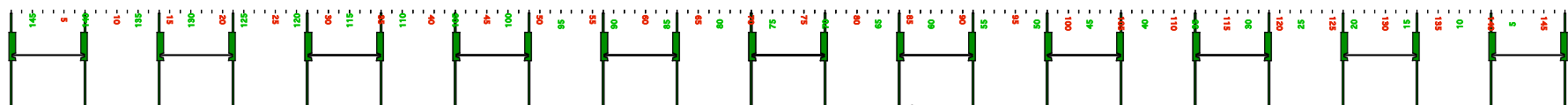


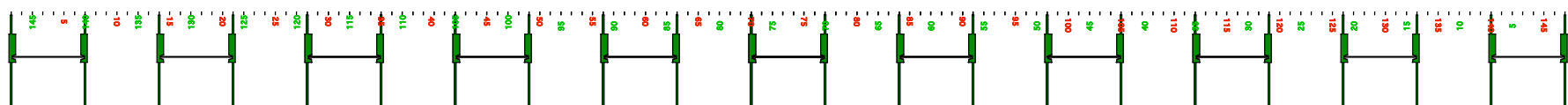
NON-STOP HEAVY-DUTY LAYOUT TEMPLATE  $\frac{1}{16}'' = 1'-0''$



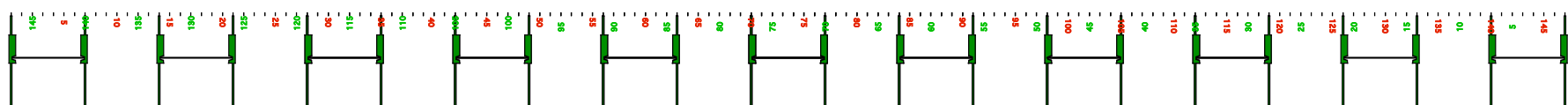
NON-STOP HEAVY-DUTY LAYOUT TEMPLATE  $\frac{1}{16}'' = 1'-0''$



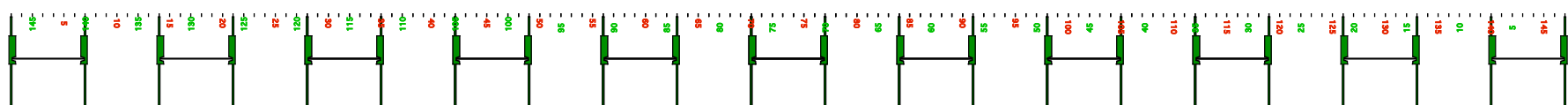
NON-STOP HEAVY-DUTY LAYOUT TEMPLATE  $\frac{1}{16}'' = 1'-0''$



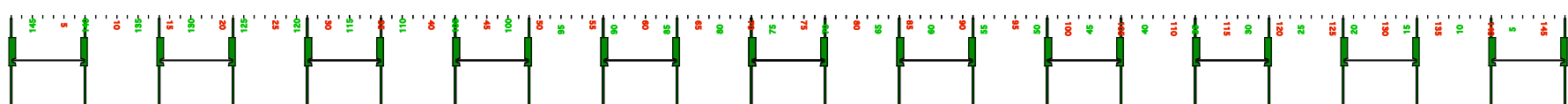
NON-STOP HEAVY-DUTY LAYOUT TEMPLATE  $\frac{1}{16}'' = 1'-0''$



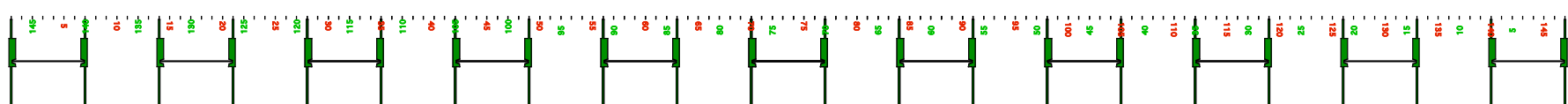
NON-STOP HEAVY-DUTY LAYOUT TEMPLATE  $\frac{1}{16}'' = 1'-0''$



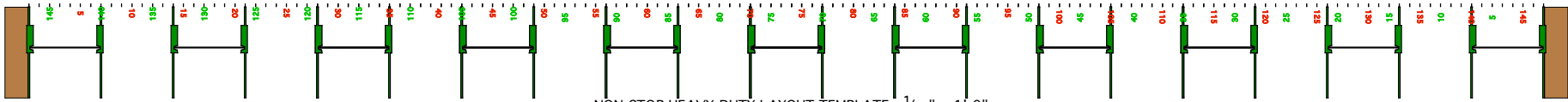
NON-STOP HEAVY-DUTY LAYOUT TEMPLATE  $\frac{1}{16}'' = 1'-0''$



NON-STOP HEAVY-DUTY LAYOUT TEMPLATE  $\frac{1}{16}'' = 1'-0''$



NON-STOP HEAVY-DUTY LAYOUT TEMPLATE  $\frac{1}{16}'' = 1'-0''$



NON-STOP HEAVY-DUTY LAYOUT TEMPLATE  $\frac{1}{16}'' = 1'-0''$